

ODV-3-240041-3F1E-MN

Optidrive Eco VFD Datasheet

1.5 kW (2 HP), 4.1 A, 380-480 V, 3PH
IP66 With Disconnect Outdoor Variable
Frequency Drive with EMC Filter and TFT
Display



Input Ratings

Supply Voltage	380-480 V
Input Phases	3
Supply Current Continuous	3.7 A
Supply Fuse or MCB (Type B)	10 A

Output Ratings

Motor Output Rating	1.5 kW (2 HP)
Output Voltage	0 – Supply Voltage
Output Current	4.1 A

Cable Information

Max Supply Cable Size	8 mm ² (0.01 sq in)
Max Motor Cable Size	8 mm ² (0.01 sq in)
Max Motor Cable Length	100 m (328 ft)

Factory Build Options

EMC Filter	Internal EMC
Brake Transistor	No Brake Transistor
Enclosure	IP66 With Disconnect Outdoor
Display	TFT Display
PCB Coating	Standard


Dimensions

Size	2
Height	257 mm (10.12 in)
Width	188 mm (7.4 in)
Depth	182 mm (7.17 in)
Weight	3.5 kg (7.72 lbs)
Fixings	4 x M4

Packaged Dimensions

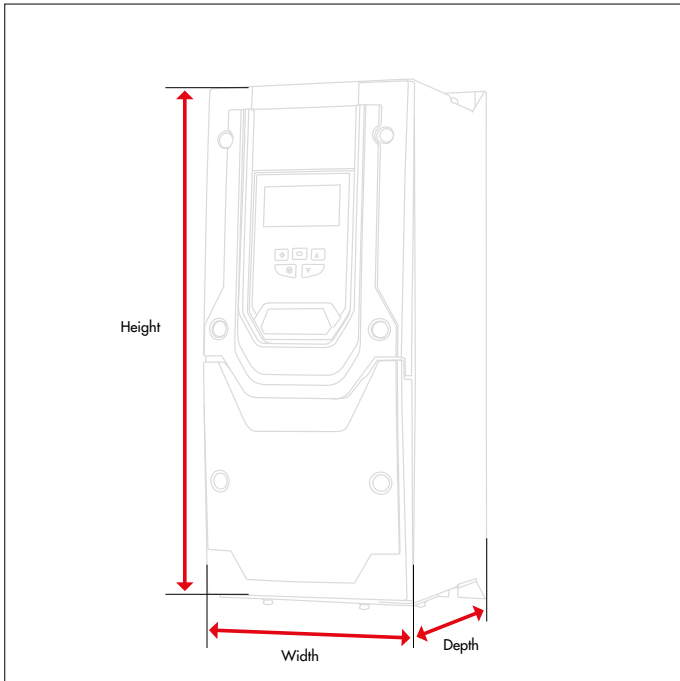
Height	215 mm (8.46 in)
Width	235 mm (9.25 in)
Depth	375 mm (14.76 in)
Weight	4.2 kg (9.26 lbs)



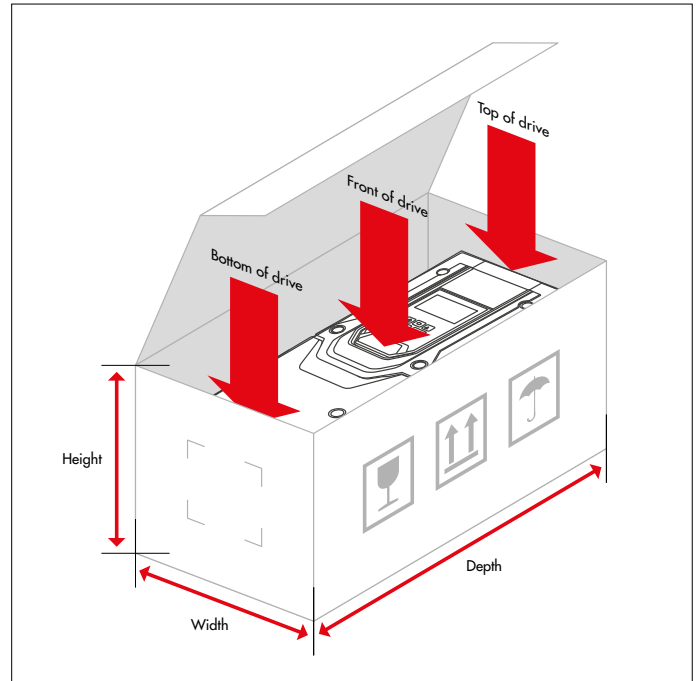
 **Buy this drive or get more information**
Find your local sales partner on
invertekdrives.com



How we measure our drives and packaging



Drive Dimensions



Packaging Dimensions



Buy this drive or get more information

Find your local sales partner on
invertekdrives.com

